



How to Make a Face Mask

#SOYBFaceMaskChallenge

How to Make a Face Mask

#SOYBFaceMaskChallenge




WHAT YOU WILL NEED

Adult Size: 9x16 inch with 7.5 inch elastic (2pcs)
Youth Size: 8x15 inch with 7 inch elastic (2pcs)
Child Size: 7x14 inch with 6.5 inch elastic(2pcs)
4 inch pipecleaner or twist tie
2 inch pieces of velcro
Paper towel or coffee filter (Optional)
Pleats pattern (download below)
Ruler &Pen
Sewing Machine

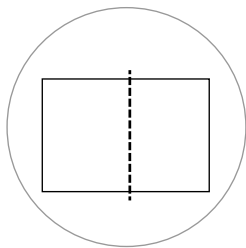
LEGEND

Elastic 

Stitch Line 

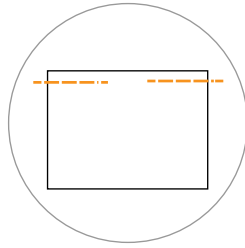
Fold Line 

Please see the video for detailed steps at www.mykingandbay.com



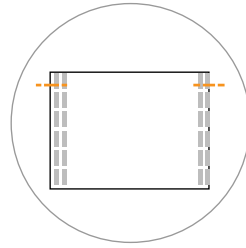
STEP 1

Gấp vải làm đôi.



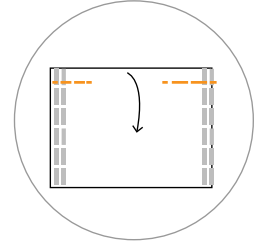
STEP 2

Khâu từ mép đến đầu.



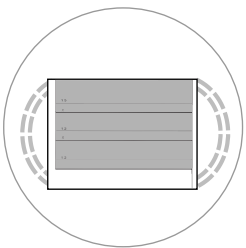
STEP 3

Máy trong thun.



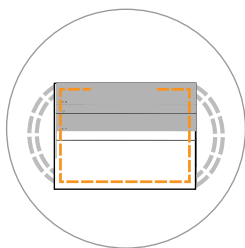
STEP 4

Lật từ trong ra ngoài.



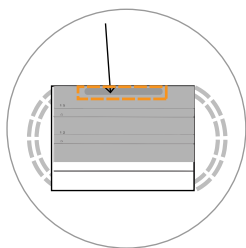
STEP 5

Đặt mẫu giấy cho nếp gấp.



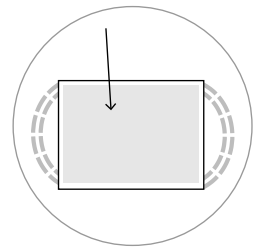
STEP 6

Khâu tất cả các cách xung quanh mặt nạ



STEP 7

Chèn vào nếp, đặt vào đường may.



STEP 8

Chèn bộ lọc cà phê hoặc khăn giấy cho bộ lọc.

STEP 5
Đặt mẫu giấy cho nếp gấp.



TOP FRONT
LARGE

1.5

.6

1.2

.6

1.2

.6

1.2