



How to Make a Face Mask

#SOYBFaceMaskChallenge

How to Make a Face Mask

#SOYBFaceMaskChallenge



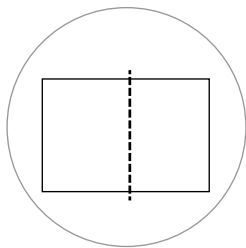
WHAT YOU WILL NEED

Adult Size: 9x16 inch with 7.5 inch elastic (2pcs)
Youth Size: 8x15 inch with 7 inch elastic (2pcs)
Child Size: 7x14 inch with 6.5 inch elastic(2pcs)
4 inch pipecleaner or twist tie
2 inch pieces of velcro
Paper towel or coffee filter (Optional)
Pleats pattern (download below)
Ruler &Pen
Sewing Machine

LEGEND

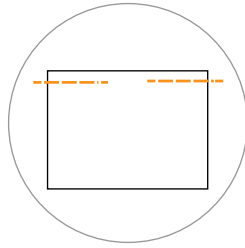
Elastic 
Stitch Line 
Fold Line 

Please see the video for detailed steps at www.mykingandbay.com



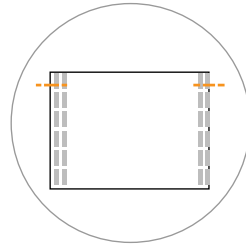
STEP 1

Dobre o tecido ao meio.



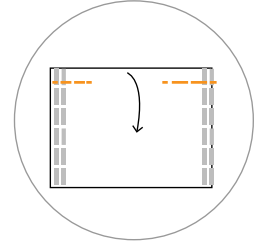
STEP 2

Costurar da borda até a marca.



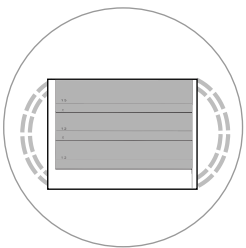
STEP 3

Costurar no elástico.



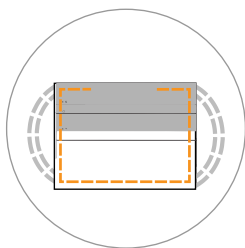
STEP 4

Virar de dentro para fora.



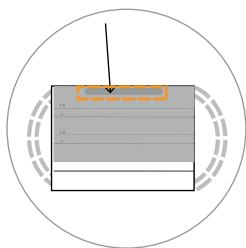
STEP 5

Coloque o modelo de papel para pregas.



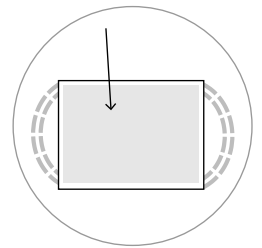
STEP 6

Costure toda a volta da máscara.



STEP 7

Inserir na dobra, colocar contra a costura.



STEP 8

Inserir filtro de café ou toalha de papel para filtro.

STEP 5

Coloque o modelo de
papel para pregas.



TOP FRONT

LARGE

1.5

.6

1.2

.6

1.2

.6

1.2