



How to Make a Face Mask

#SOYBFaceMaskChallenge

How to Make a Face Mask

#SOYBFaceMaskChallenge



WHAT YOU WILL NEED

Adult Size: 9x16 inch with 7.5 inch elastic (2pcs)
Youth Size: 8x15 inch with 7 inch elastic (2pcs)
Child Size: 7x14 inch with 6.5 inch elastic(2pcs)
4 inch pipecleaner or twist tie
2 inch pieces of velcro
Paper towel or coffee filter (Optional)
Pleats pattern (download below)
Ruler &Pen
Sewing Machine

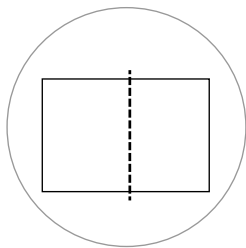
LEGEND

Elastic

Stitch Line

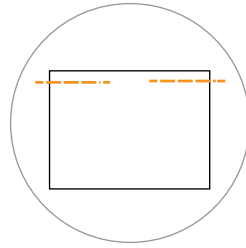
Fold Line

Please see the video for detailed steps at www.mykingandbay.com



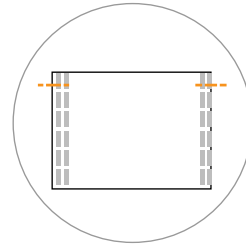
STEP 1

Złó materiał na pół.



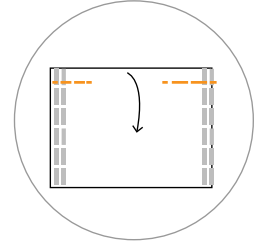
STEP 2

Zszyj od kraw dzi do znaku.



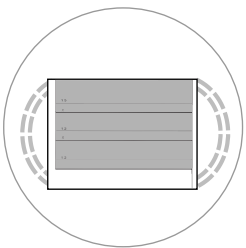
STEP 3

Wszy elastyczny.



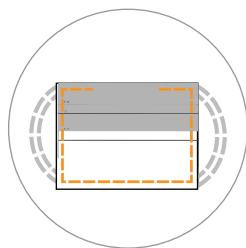
STEP 4

Odwró na lew stron.



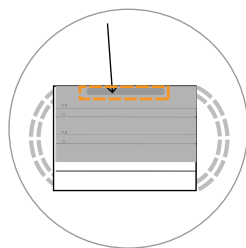
STEP 5

Umie szablon papieru na plisy.



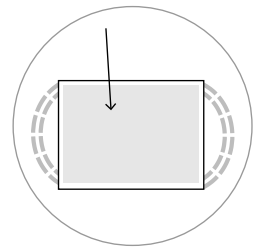
STEP 6

Zszyj całą mask.



STEP 7

Włó y do zakładki, przyłó y do szwu.



STEP 8

Włó filtr do kawy lub r cznik papierowy jako filtr.

STEP 5

Umie szablon papieru
na plisy.



TOP FRONT

LARGE

1.5

.6

1.2

.6

1.2

.6

1.2