



# How to Make a Face Mask

#SOYBFaceMaskChallenge

# How to Make a Face Mask

#SOYBFaceMaskChallenge



## WHAT YOU WILL NEED

Adult Size: 9x16 inch with 7.5 inch elastic (2pcs)  
Youth Size: 8x15 inch with 7 inch elastic (2pcs)  
Child Size: 7x14 inch with 6.5 inch elastic(2pcs)  
4 inch pipecleaner or twist tie  
2 inch pieces of velcro  
Paper towel or coffee filter (Optional)  
Pleats pattern (download below)  
Ruler &Pen  
Sewing Machine

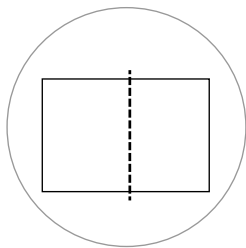
## LEGEND

Elastic

Stitch Line

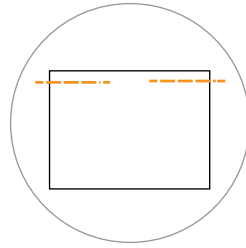
Fold Line

Please see the video for detailed steps at [www.mykingandbay.com](http://www.mykingandbay.com)



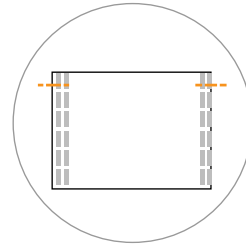
### STEP 1

دینک ات فصن هب ار هچراپ



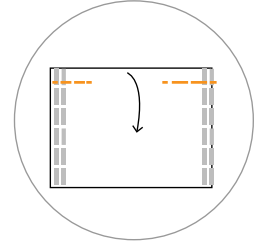
### STEP 2

طخ هب هبل زانت خود



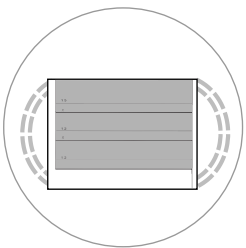
### STEP 3

دینک یطایخ کیتسالارد



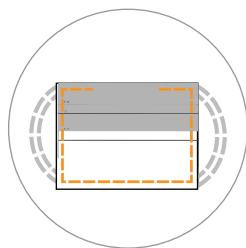
### STEP 4

دینک لیدبت نوریب هب ار نأ



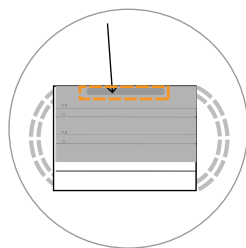
### STEP 5

اه نیچ یارب ار ذغاک بلواق  
دیهد رارق



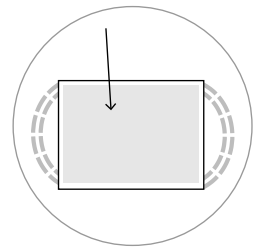
### STEP 6

هیخب رود مامت ات ار کسام  
دینزب



### STEP 7

لباقم رد ، دیهد رارق وشات ل خاد  
دیهد رارق زرد



### STEP 8

ار یذغاک هلوچ ای هوق رتلیف  
دینک چرد رتلیف یارب

**STEP 5**

اه نیچ یارب ار ذغاک بلاق  
دیهد رارق



**TOP FRONT**

LARGE

1.5

.6

1.2

.6

1.2

.6

1.2